



A variety of stirrer & stirrer drives are available to use glass vessels as agitated reaction equipment.

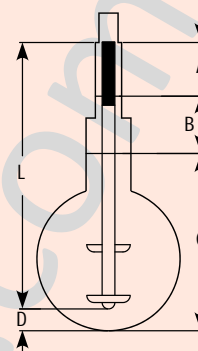
1. Stirrer material of construction: Glass, Stainless Steel or PTFE Lined.
2. Stirrer Design: Impeller stirrer with blades, Vortex stirrer, Propeller Stirrer & anchor Stirrer.
3. Stirring Drive: Non-flameproof or Flameproof stirrer drive, 192 RPM with Variable Frequency Drive.
4. Stirring Assembly: Stirring Assembly with bellow seal or with mechanical seal.

# STIRRERS

# STIRRERS

Stirrers are assembled in a vessel using a chuck, seal & a reducer. A typical arrangement of stirrer fitted in a vessel is shown in the diagram.

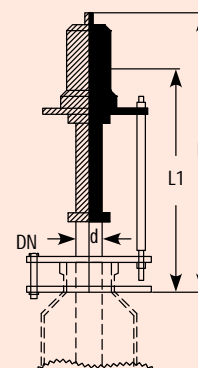
Size	A	B	C	D	L
20 L	250	150	450	25	825
50 L	300	200	600	50	1050
100 L	300	250	700	50	1200
200 L	300	300	900	50	1450
300L	300	25	1000	50	1275



## CHUCK & SEAL

This unit is suitable for use under corrosive conditions. Only glass and PTFE are exposed to process fluids. Bellow seal can be used under vacuum down to 10mm Hg absolute. Mechanical seal can be used under vacuum 1mm Hg absolute or under pressure permitted into glass vessels. Generally a reducer is required to connect the chuck and seal to top neck of the vessel.

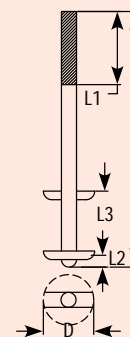
Cat.Ref. Bellow Seal	Cat.Ref. Mechanical Seal	Vessel	DN	L	L1	d
CSA1	CSM1	20 L	50	300	250	25
CSA1.5*	CSM1.5*	50,100, 200 L	80	360	300	47



## STIRRER WITH TEFLON BLADES

These stirrers are used with liquid of low viscosity.

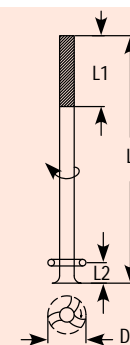
Cat.Ref.	Vessel	L	L1	L2	L3	d	D
STB10	10	600	300	15	175	25	100
STB20*	20	825	300	25	200	25	100
STB50*	50	1050	300	25	200	47	150
STB100*	100	1200	300	30	250	47	175
STB200*	200	1450	300	30	325	47	200
STB300	300	1275	350	30	425	59	275



## VORTEX STIRRER

These stirrers are used with liquid of low viscosity containing small solid particles.

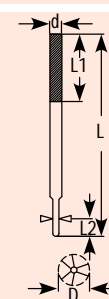
Cat.Ref.	Vessel	L	L1	L2	d	D
STV50	50	1050	300	50	47	95
STV100	100	1200	300	65	47	140
STV200	200	1450	300	65	47	190



## PROPELLER STIRRER

These stirrers are used with liquid of high viscosity or liquid with big solid particles.

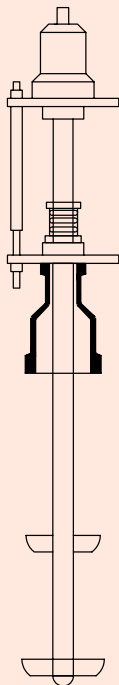
Cat.Ref.	Vessel	L	L1	L2	d	D
STP50	50	1050	300	50	47	95
STP100	100	1200	300	65	47	145
STP200	200	1450	300	65	47	210



## STIRRING ASSEMBLY WITH BELLOW SEAL

A stirrer is assembled in chuck with bellow seal and appropriate reducer. This assembly is convenient to install on a vessel. The assembly consist of :

- a. Glass stirrer STB/STV/STP
- b. Chuck and seal assembly CSA
- c. Reducer PR

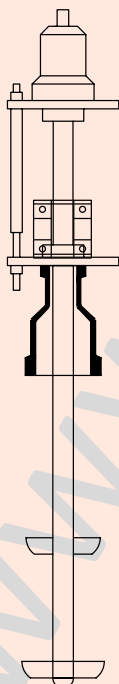


Cat. Ref.	For Vessel	Stirrer Used	Chuck & Seal	Reducer Used
STBA20	20L	STB20	CSA1	PR4/2
STBA50*	50L	STB50	CSA1.5	PR6/3
STBA100*	100L	STB100	CSA1.5	PR9/3
STBA200	200L	STB200	CSA1.5	PR12/3
STBA300	300L	STB300	CSA2	PR16/4
STVA50	50L	STV50	CSA1.5	PR6/3
STVA100	100L	STV100	CSA1.5	PR9/3
STVA200	200L	STV200	CSA1.5	PR12/3
STVA300	300L	STV300	CSA2	PR16/4
STPA50	50L	STP50	CSA1.5	PR6/3
STPA100	100L	STP100	CSA1.5	PR9/3
STPA200	200L	STP200	CSA1.5	PR12/3
STPA300	300L	STP300	CSA2	PR16/4

## STIRRING ASSEMBLY WITH MECHANICAL SEAL

A stirrer is assembled in chuck with mechanical seal and appropriate reducer. This assembly is convenient to install on a vessel. The assembly consist of :

- a. Glass stirrer STB/STV/STP
- b. Chuck and mechanical seal CSM
- c. Reducer PR




Cat. Ref.	For Vessel	Stirrer Used	Chuck & Seal	Reducer Used
STBM20	20L	STB20	CSA1	PR4/2
STBM50*	50L	STB50	CSA1.5	PR6/3
STBM100*	100L	STB100	CSA1.5	PR9/3
STBM200	200L	STB200	CSA1.5	PR12/3
STBM300	300L	STB300	CSA2	PR16/4
STVM50	50L	STV50	CSA1.5	PR6/3
STVM100	100L	STV100	CSA1.5	PR9/3
STVM200	200L	STV200	CSA1.5	PR12/3
STVM300	300L	STV300	CSA2	PR16/4
STPM50	50L	STP50	CSA1.5	PR6/3
STPM100	100L	STP100	CSA1.5	PR9/3
STPM200	200L	STP200	CSA1.5	PR12/3
STPM300	300L	STP300	CSA2	PR16/4

# STIRRERS

## STIRRER DRIVES

A 1400 RPM 3 Phase non-flameproof motor with built-in gear is supplied along with a flexible shaft. A motor coupling to couple the flexible shaft to motor is also provided. Other end of the flexible shaft is to be fitted into the chuck.

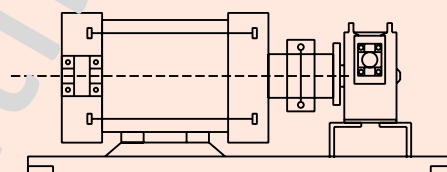
Cat.Ref.	HP	RPM
RSD.5*	0.5	192



## FLAMEPROOF STIRRER DRIVES

A 1400 RPM 3 Phase flameproof motor coupled with reduction gear is supplied along with a flexible shaft. Motor is mounted on a metal base frame, which is designed to install easily with a Glass Assembly.

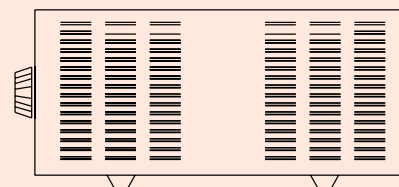
Cat.Ref.	HP	RPM
FSD.5*	0.5	192



## SPEED REGULATORS

3 Phase non-flameproof regulators are available to control the speed of stirrer drives.

Cat.Ref.	Phase	Type
REG3	3	DIMMER
VFD3*	3	VFD



\* Flameproof VFD Type regulator is also available.